




















































		<b>Accessories</b>		<b>Stück</b>	
39222APZU		Selfcentering steady rest (max. Ø 12-80 mm)			
18501APZU		Four-jaw chuck follower rest, 30-60 mm infinitely variable	•		
19502APZU		Four-jaw chuck follower rest, 50-80 mm infinitely variable	•		
20503APZU		Four-jaw chuck follower rest, 60-100 mm infinitely variable (max. 1250 rpm)	•		
21504APZU		Four-jaw chuck follower rest, 100-135 mm infinitely variable (max. 1000 rpm)	•		
<b>Artikel-Nr.</b>			<b>Description</b>	<b>Bem.</b>	<b>Stück</b>
26518APCZ		<b>Profile sharpening machine</b> <b>400 Volts, 3-Phases, 50 Hz</b> with diamond disk			
26160APCZ					
960124G6		Boron nitride profile disc			
27519APCZ		Copying lathe tool HSS (V-steel)			
28520APCZ		Tantum-Lathe tool (V-steel)			
29521APCZ		<b>Sharpening machine</b> <b>400 Volt, 3-Ph, 50 HZ</b> for copying lathe tools, incl. Grinding stone			
31523APCZ		Replacement grinding stone for sharpening machine			
22514APCZ		Copying lathe tool HSS			

Artikel-Nr.		Description	Bem.	Stück
22505APZU		Ring-follower rest (15-70 mm) with HSS tool for rough cutting (without insert discs)	•	
26509APZU		Ring-follower rest (80-120 mm) with HSS tool for rough cutting (without insert disc)	•	
64547APZU		Suction hood for ring-follower rest (15-70 mm)		
65548APZU		Suction hood for ring-follower rest (80-120 mm)		
23506APZU		1 Set insert discs for ring-follower rest Ø 20 / 30 / 40 / 50 / 60 / 70 mm		
24507APZU		1 Set insert discs for ring-follower rest Ø 15 / 25 / 35 / 45 / 55 / 65 mm		
27510APZU		1 Set insert discs for ring-follower rest Ø 80 / 85 / 90 / 95 / 100 mm		
25508APZU		Workpiece feeding device (mounted on ring-follower rest)		
33216APZU		Three-jaw chuck Ø 80 mm with flange (M33), and mechanical safety device		
34217APZU		Three-jaw chuck Ø 125 mm with flange (M33), and mechanical safety device		
35218APZU		Four-jaw chuck Ø 80 mm with flange (M33), and mechanical safety device		
36219APZU		Four-jaw chuck Ø 125 mm with flange (M33), and mechanical safety device		
37520APZU		Hand rest bottom with hand rest 275 mm		
44227APZU		Hand rest 180 mm wide		
45228APZU		Hand rest 275 mm wide		
46229APZU		Hand rest 425 mm wide		
33516APZU		Hand rest for manual rework (on support) for 5000H/ME and 6000		
43226APZU		Compound slide rest (also suited for model making)		
62545APZU		Rework device with 2 supports (without steel)	•	
63546LAPZU		Rework device (for mortise left)		
63546RAPZU		Rework device (for mortise right)		
47230APZU		Self-centering deep-hole drilling device ZT-200		
28511APZU		Original-sample tracing device (for 5000-Hydro included in basic price)		

Artikel-Nr.		Description	Bem.	Stück
55538APZU		<b>Crossway copying device</b> incl. safety and suction hood		
52235APZU		Copying lathe tool HSS (cross) for KA-90		
69659APZU		Suction hood for copying lath tool (for 5000 Hydro included in basic price)		
55238APZU		Template made of aluminium 60 x 1000 mm		
56239APZU		Template made of aluminium 80 x 1000 mm		
57240APZU		Template made of aluminium 100 x 1000 mm		
43526APZU		Template made of aluminium 60 x 1500 mm		
44527APZU		Template made of aluminium 80 x 1500 mm		
45528APZU		Template made of aluminium 100 x 1500 mm		
11500APSS		<b>Electronical smooth starting device</b> (for careful starting without shock of spindlemotor of pole-changing motors)	.	
29512APZU		Special live centre MK 2, with thrust collar (when using ring follower rest)		
18201APZU		Live centre MK2		
19202APZU		Thrust collar for live centre MK2		
30513APZU		Six-pronged dog MK 3 Ø 20 mm extended		
31514APZU		Six-pronged dog MK 3 Ø 30 mm extended		
32515APZU		Six-pronged dog MK 3 Ø 40 mm extended		
24207APZU		Heureka-chuck MK33		
25208APZU		Socket chuck Ø 40 mm M33		
26209APZU		Socket chuck Ø 50 mm M33		
27210APZU		Socket chuck Ø 60 mm M33		
28211APZU		Socket chuck Ø 70 mm M33		
29212APZU		Socket chuck Ø 80 mm M33		
30213APZU		Disk chuck Ø 90 mm M33		
31214APZU		Face plate Ø 150 mm		
32215APZU		Key type drill chuck MK2 (Ø 2-16mm)		
67550APZU		Grooving milling unit KFE - 5000 complete(for 5000-ME and 5000-Hydro), including surface milling cutter with milling chuck M12x1	.	
68551APZU		Profile cutter knives, complete set (No. 1-6), incl. 2 clamping chucks (Ø½ und ¼ inch)		
68555APZU		Profile cutter knife P1 (shaft 12,7mm)		
68556APZU		Profile cutter knife P2 (shaft 12,7mm)		
68557APZU		Profile cutter knife P3 (shaft 12,7mm)		
68558APZU		Profile cutter knife 130-6 (shaft 6mm)		
68559APZU		Profile cutter knife 123-6 (shaft 6mm)		
68560APZU		Profile cutter knife 116-6 (shaft 6mm)		